

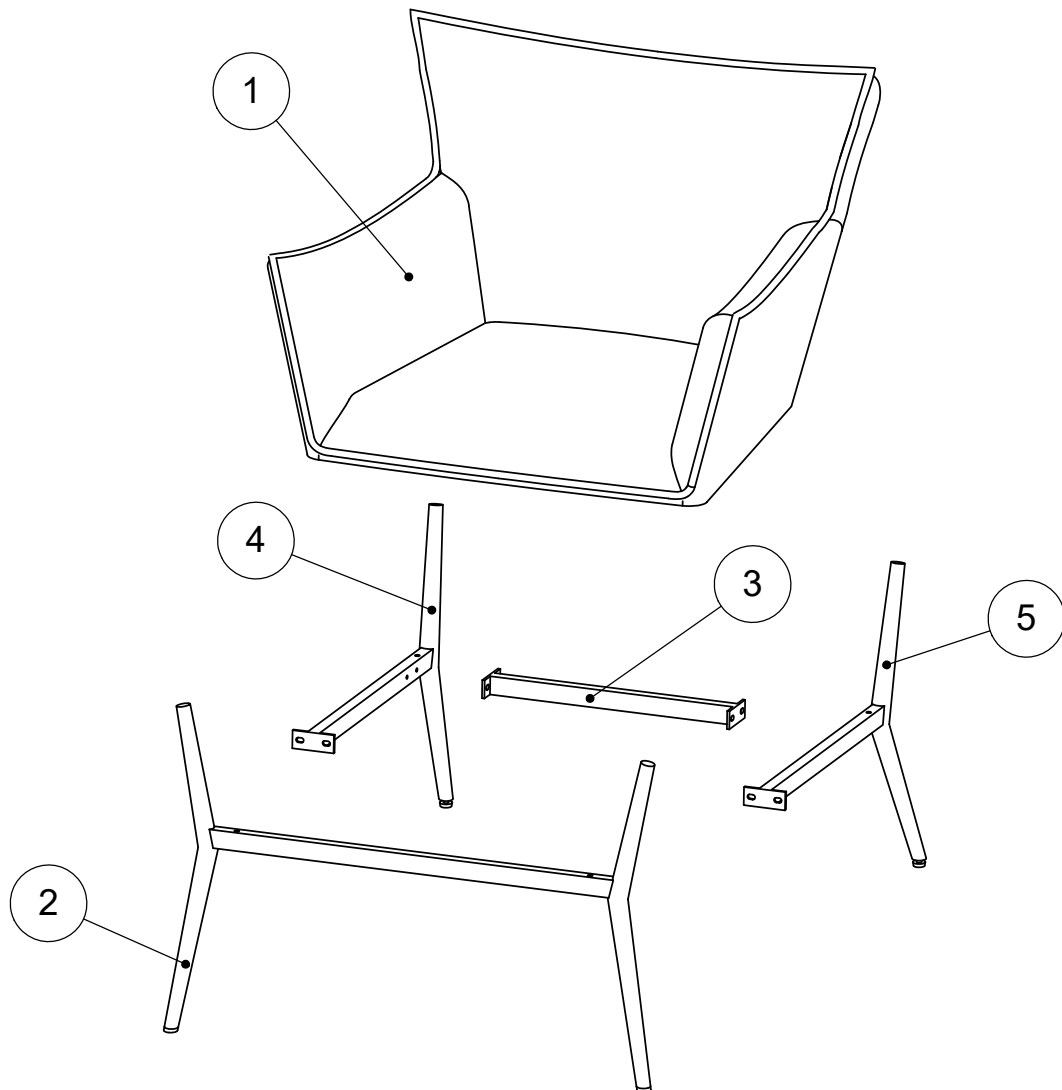
NOTICE - These instructions must be saved for future use - Instructions must be followed

AVIS - Ces instructions doivent être sauvegardées Pour utilisation future - Les instructions doivent être suivies

CHECK LIST
LISTE DE CONTROLE


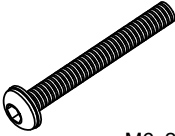

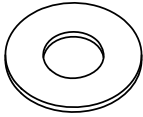

TORISAAC

Réf./No.	Réf./Art.	Qty./Stck./Quantité	Size / Maß / Dimension (inch)	Packed in box	✓
1	233893929	1	31.9x30.3x21.3	1	
2	22969001	1	32.7x21x0.87	1	
3	22969101	1	15.8x3.2x1.2	1	
4	22969201	1	25.2x21.7x1.3	1	
5	22969301	1	25.2x21.7x1.3	1	



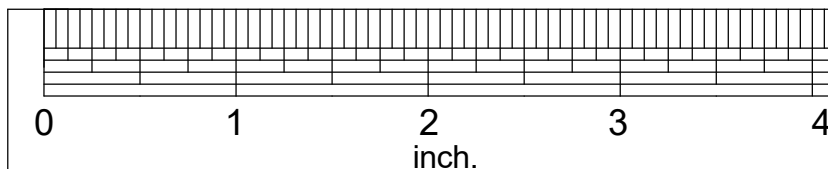
CHECK LIST - LISTE DE CONTROLE

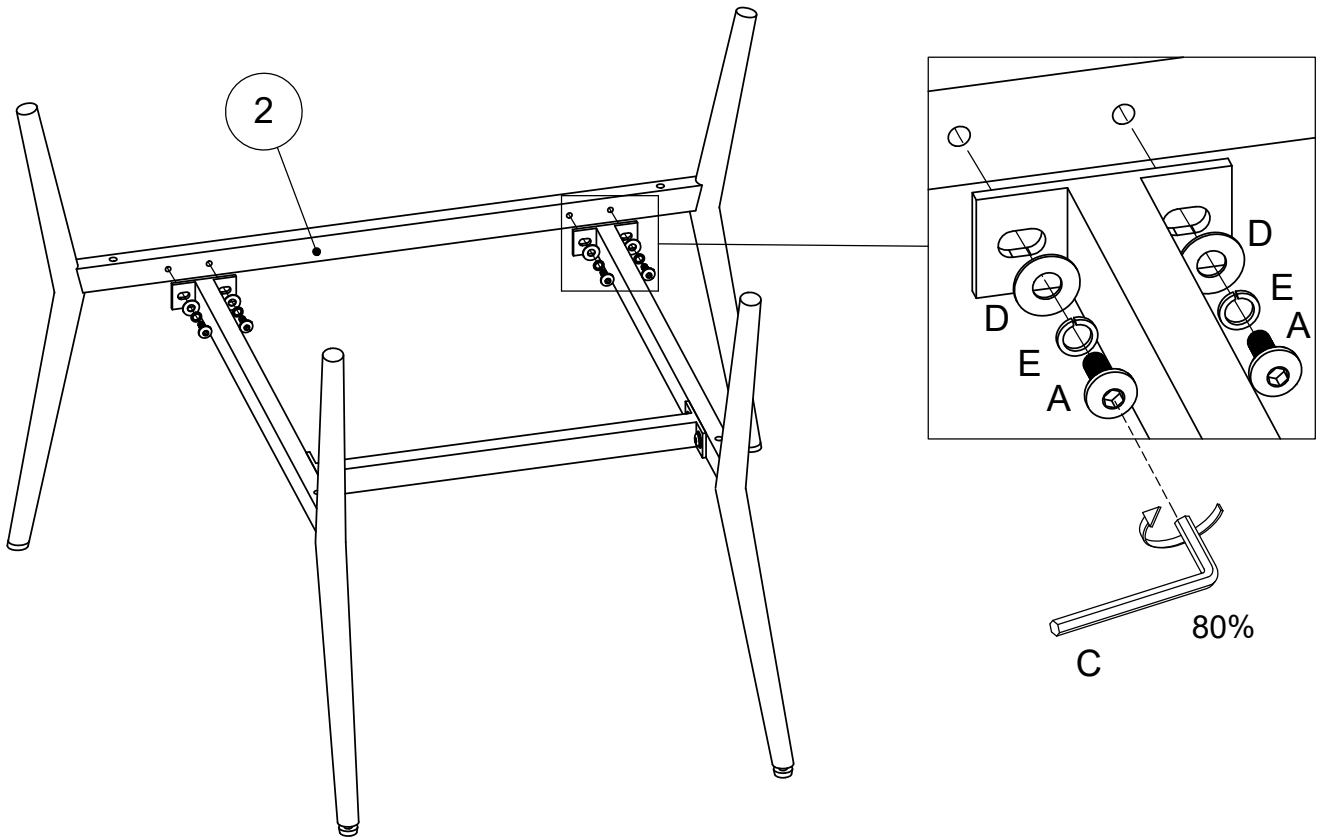
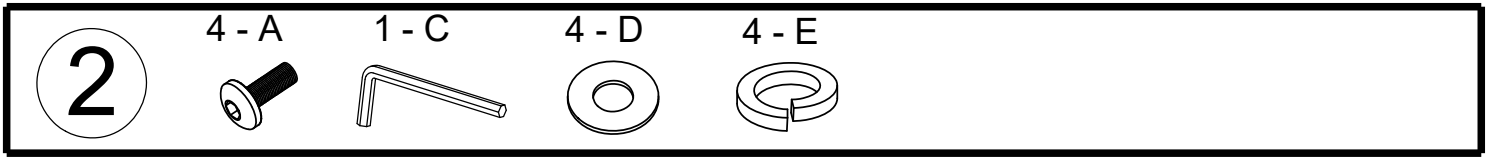
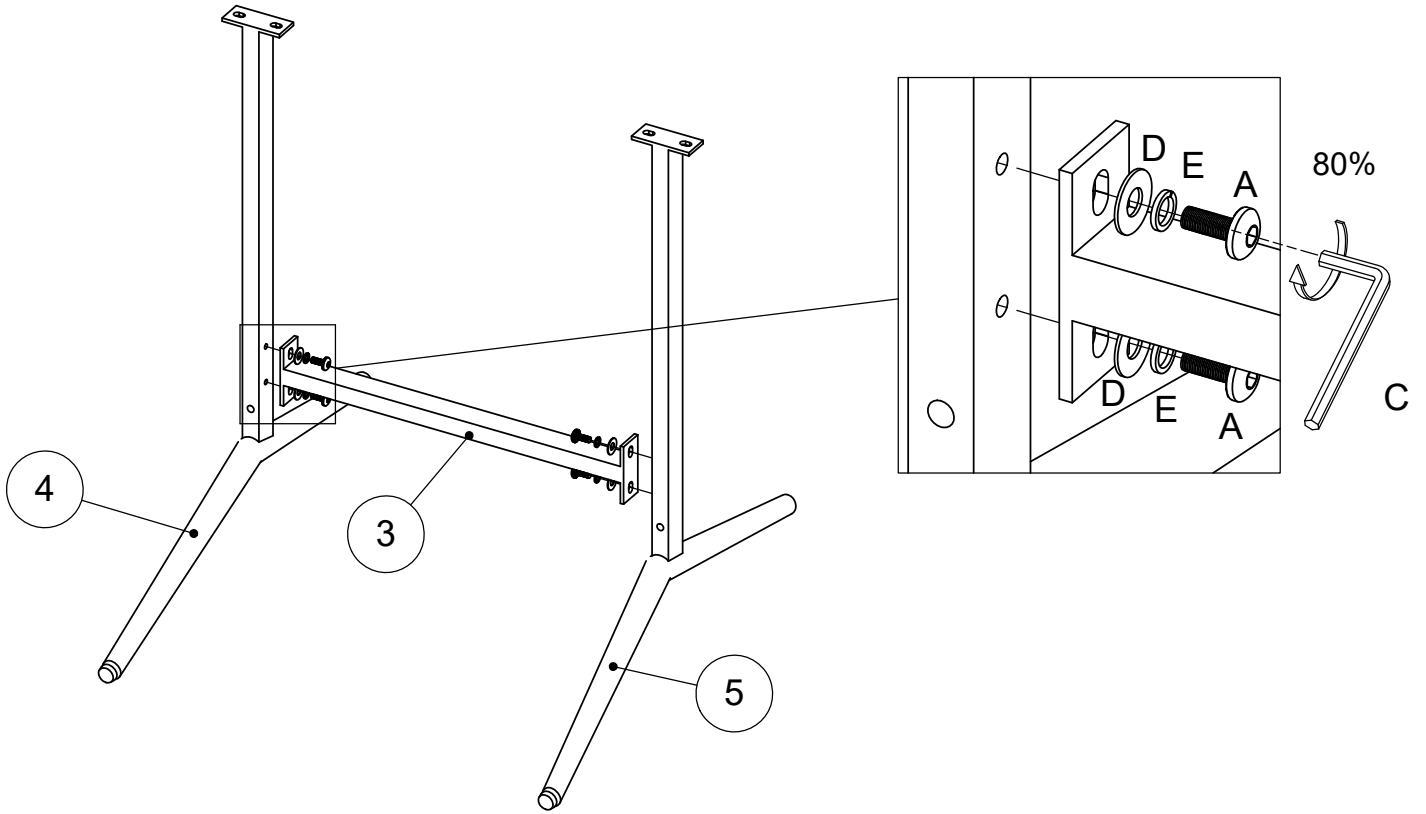
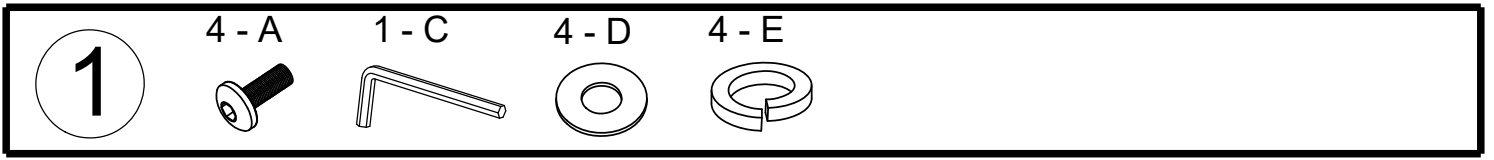
Réf./No.	Réf./Art.	Qty./Stck./Quantité	✓
A	229694	8	
B	229694	4	
C	229694	1	
D	229694	12	
E	229694	12	


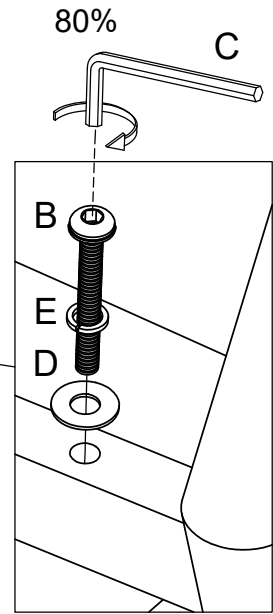
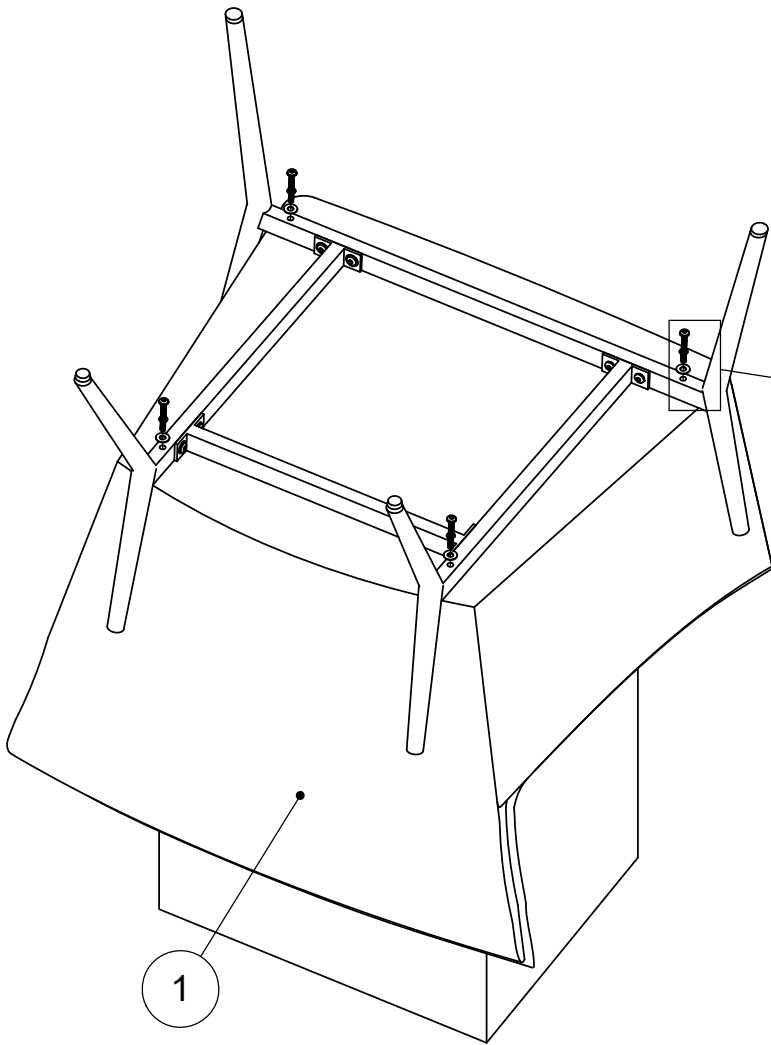
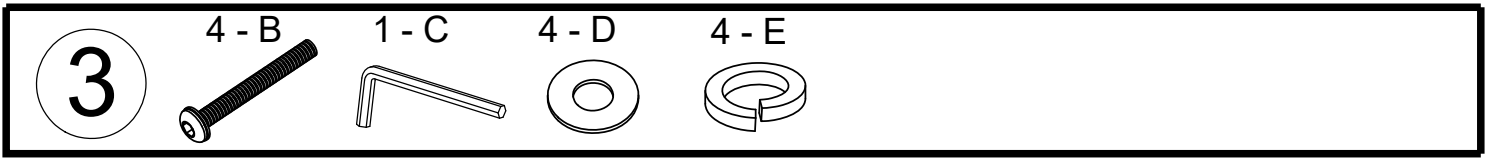
8 - A  M6x0.71"	4 - B  M6x2.17"	1 - C  0.2"	12 - D  Ø0.71"	12 - E  M6	

Dear Customer.
Below you have the opportunity to measure the
Enclosed Hardware.

Cher Client.
La règle ci jointe vous permet de mesurer la visserie.

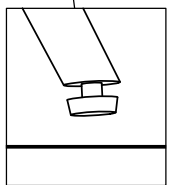


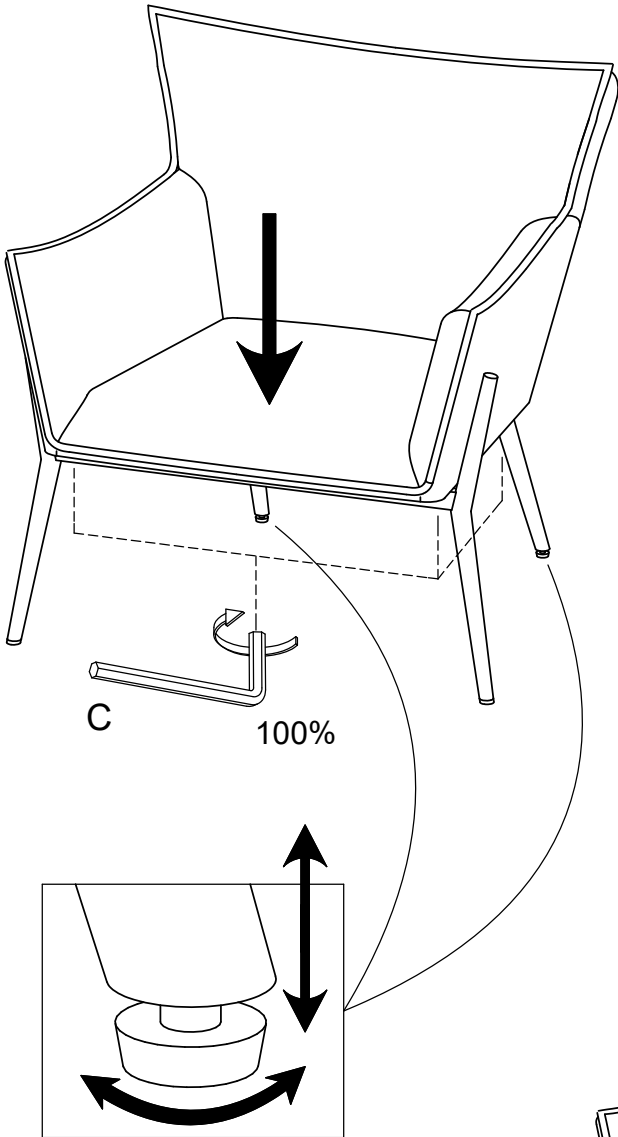







4 1 - C

Chair should be assembled and tightened on a flat level surface
 La chaise doit être assemblée et serrée sur une surface plane et horizontale.



Screw foot used to level chair.
 Pied à vis pour niveler la chaise.



Never Tilt the chair. Ensure the chairs is always placed firmly to the ground.
 Regular check legs attachment and retighten screws if necessary.
 Do not use chair if legs are unstable. Please check fixing and tighten as required.

Ne penchez jamais la chaise. Assurez-vous qu'elle est toujours solidement posée au sol.
 Vérifiez régulièrement la fixation des jambes et resserrer les vis si nécessaire.
 Ne pas utiliser la chaise si les pieds sont instables. Veuillez vérifier le fixage et resserrer si nécessaire.



ENG:

Always ensure the feet / felt pads provided with this product are suitable for your flooring.
Periodically check the position of any foot caps/felt pads used to ensure your floors are protected.

FR:

Assurez-vous toujours que les pieds/ patins fournis avec le produit sont compatibles avec le sol.
Contrôlez régulièrement la position des patins utilisés pour que vos sols soient protégés.



ENG:

It is important that any product which is assembled using any kind of screw is re-tightened 2 weeks after assembly,
and once every 3 months - in order to assure stability through-out the lifespan of the product.

FR:

Il est important que tout produit monté à l'aide de vis soit resserré 2 semaines après son montage,
puis tous les 3 mois, afin de garantir sa stabilité durant tout son cycle de vie.